



CB6-224 (6V224Ah)

Centennial AGM batteries are a perfect representation of stable quality and high reliability batteries. Centennial's AGM sealed construction allows for the battery to provide long life cycles. At the same time, being a maintenance-free product with a low pressure venting system, makes it perfect in standby applications. The ability to deliver high currents without significant drops in voltage is what makes Centennial competitively exclusive in guaranteeing customer satisfaction




Specification

Cells Per Unit	3
Voltage Per Unit	6
Capacity	205Ah@10hr-rate to 1.80V per cell @25°C 224Ah@20hr-rate to 1.75V per cell @25°C
Weight	Approx. 31.5 Kg/ 69.44 Lbs (Tolerance±2%)
Max. Discharge Current	2050A (5 sec)
Internal Resistance	Approx. 2.5 mΩ
Operating Temperature Range	Discharge: -20°C ~60 °C Charge: 0°C~50°C Storage: -20°C~60°C
Reserve Capacity	485min@25A to 1.75V/Cell(25°C) 118min@75A to 1.75V/Cell(25°C)
Float charging Voltage	6.8 to 6.9 VDC/unit Average at 25°C
Recommended Maximum Charging Current Limit	61.5 A
Equalization and Cycle Service	7.3 to 7.4 VDC/unit Average at 25°C
Self Discharge	CB Valve Regulated Lead Acid (VRLA) batteries can be stored for more than 6 months at 25°C. Self-discharge ratio less than 3% per month at 25°C. Please charge batteries before using.
Terminal	Terminal F14(M8)
Container Material	A.B.S. UL94-HB, UL94-V0 Optional.



Dimensions

Unit: mm Dimension: 260(L) × 180(W) × 247(H) × 252 (TH) (mm)/ 10.24(L) × 7.09(W) × 9.72(H) × 9.92(TH) (inch)



Constant Current Discharge Characteristics: A (25°C)

F.V/Time	5MIN	10MIN	15MIN	30MIN	1HR	2HR	3HR	4HR	5HR	8HR	10HR	20HR
4.80V	732.9	539.6	398.2	233.0	133.3	81.28	54.82	45.58	36.33	26.21	21.33	11.92
5.00V	711.7	513.4	390.0	229.0	130.6	80.67	54.41	45.37	36.10	26.00	21.12	11.70
5.10V	690.6	495.3	383.9	224.8	127.3	80.06	53.38	45.16	35.87	25.79	20.91	11.47
5.25V	620.1	457.1	365.5	223.1	124.6	79.45	52.13	44.74	35.42	25.57	20.71	11.25
5.40V	559.7	416.8	336.9	219.3	121.0	78.02	51.27	43.68	35.16	25.15	20.52	11.14
5.55V	477.9	372.5	302.2	205.3	116.6	74.56	50.39	41.57	34.27	24.08	20.28	10.68

Constant Power Discharge Characteristics: W(25°C)

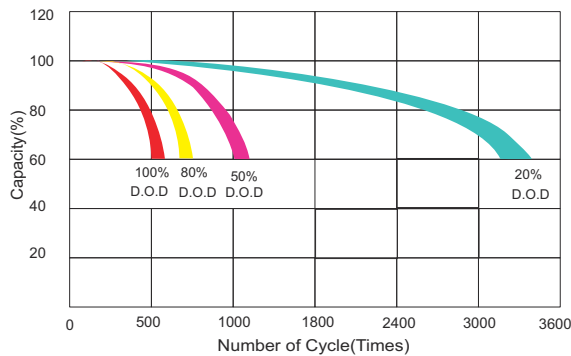
F.V/Time	5M IN	10M IN	15M IN	30M IN	1HR	2HR	3HR	4HR	5HR	8HR	10HR	20HR
4.80V	3866	2902	2203	1334	769.9	482.4	326.0	271.7	217.6	156.5	128.0	71.51
5.00V	3790	2813	2168	1317	768.0	480.9	324.6	271.3	216.0	155.7	127.2	70.17
5.10V	3747	2739	2151	1306	762.1	477.9	319.6	270.7	215.3	154.7	126.0	68.84
5.25V	3411	2550	2085	1312	747.1	476.5	312.5	268.2	213.2	153.4	124.8	67.50
5.40V	3107	2351	1927	1291	725.9	469.3	308.7	262.1	211.0	150.9	123.6	66.81
5.55V	2729	2146	1769	1216	700.4	449.1	303.5	249.4	206.0	144.5	122.0	64.10

All mentioned values are average values (Tolerance ±2%).

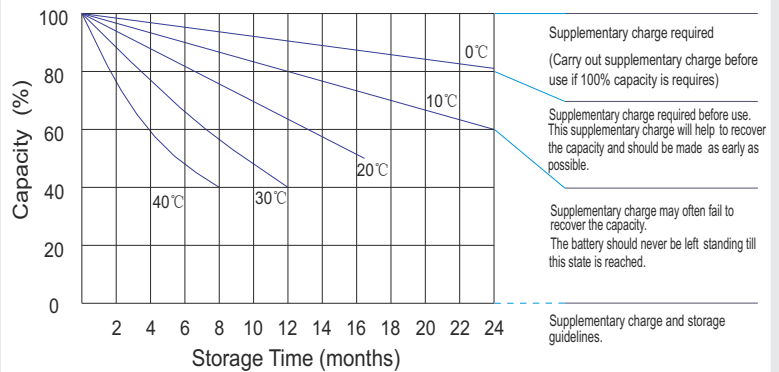


CB6-224
6V224Ah

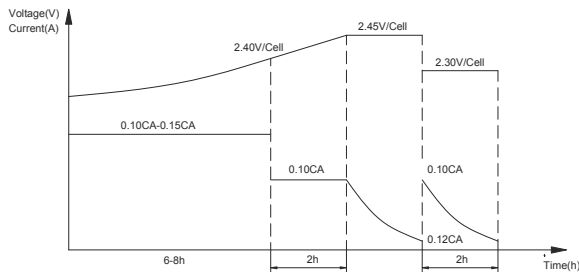
Life characteristics of cyclic use (Based on testing @2hr)



Storage characteristic

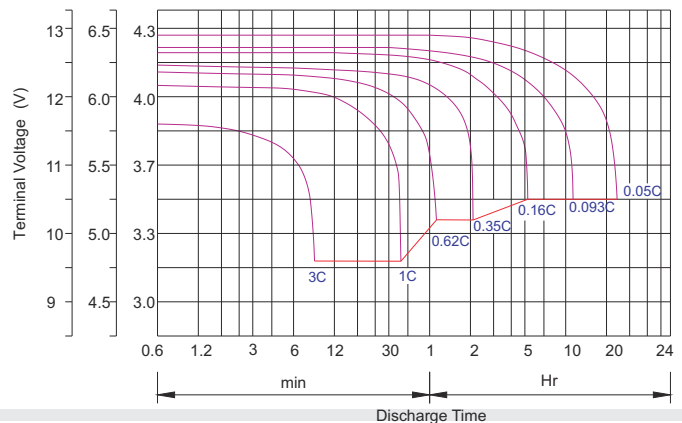


Charge characteristic Curve for cyclic use



Stage 1: 0.15CA constant current to 2.40V/cell(max. 8h)
 Stage 2: 0.1CA constant current to 2.45V/cell (max. 2h)
 Stage 3: 0.1CA*2.45V/cell constant voltage to 0.012CA
 Stage 4: 0.1CA*2.30V/cell*2h

Discharge characteristic Curve



Capacity Factors With Different Temperature

Battery Type		-20°C	-10°C	0°C	5°C	10°C	20°C	25°C	30°C	40°C	45°C
GEL Battery	6V&12V	50%	70%	83%	85%	90%	98%	100%	102%	104%	105%
	2V	60%	75%	85%	88%	92%	99%	100%	103%	105%	106%
AGM Battery	6V&12V	46%	66%	76%	83%	90%	98%	100%	103%	107%	109%
	2V	55%	70%	80%	85%	92%	99%	100%	104%	108%	110%

Discharge Current VS. Discharge Voltage

Final D ischarge Voltage V /cell	1.75V	1.70V	1.60V
Discharge Current (A)	(A) ≤ 0.2C	0.2C < (A) < 1.0C	(A) ≥ 1.0C

Charge the batteries at least once every six months, if they are stored at 25°C.

Charging Method:

Constant Voltage	-0.2Cx2h+2.4-2.45V/cellx24h, Max. Current 0.3C
Constant Current	-0.2Cx2h+0.1Cx12h
Fast	-0.2Cx2h+0.3Cx4h

Bolt	M5	M6	M8
Terminal	F3 F4 F13 F18 T25 T26	F8 F11 F12-1 F15	F5 F9 F10 F12 F14 F16
Torque	6-7N-m	8-10N-m	10-12N-m

Maintenance & Cautions

Cycle Service

- ▶ Avoid battery overcharge, especially in series connection use.
- ▶ Charge with recommended voltage.Ensure battery fully recharges. In general, recharge capacity should be 1.1-1.15 times discharge capacity.
- ▶ Effect of temperature on cycle charge voltage:- 4mV/°C /Cell
- ▶ The length of cycle service will be affected by depth of discharge, ambient temperature discharge rate, and the manner in which the battery is recharged. Generally speaking, the most important factor is depth of discharge.

Float Service:

- ▶ Every month, recommend inspection of every battery's voltage.
 - ▶ Every three months, recommend a one time equalization charge.
- Equalization charge method:
- Discharge - 100% rate capacity discharge
 - Charge - Max current 0.3C, constant voltage 2.4-2.45V/Cell charge 24h
 - ▶ Effect of temperature on float charge voltage: -3mV/°C/Cell.
 - ▶ Length of service life will be affected by the number of discharge cycles depth of discharge, ambient temperature, and charging voltage.